

- ✓ Enabling greater engagement
- ✓ Supporting growth
- ✓ Boosting visibility
- ✓ Maximising collaboration

What is The Social Partnership Portal?

The **Social Partnership Portal** is an online portal to bring social suppliers and buyers together and maximise social value within construction projects across the industry.

We believe construction should have a social conscience not just by creating greener spaces but by making sure the things we buy, and the way we build creates opportunities and strengthens communities. By sourcing and engaging social suppliers on The Social Partnership Portal, buyers can evidence their social and sustainability outcomes, boosting social value across communities.

Background:

As national procurement guidance increasingly encourages the use of socially responsible organisations in public sector construction, it's more important than ever for us to make this process quick, simple, and easy.

In response to this and demand from their social enterprise working group; a two-year collaboration between some of the UK's leading construction and infrastructure contractors chaired by Wates, SCAPE identified the need for a platform that would bring buyers and suppliers together, and enable stronger collaboration.

Key benefits for buyers:

- Increasing buyer confidence: Shared industry knowledge
- Building relationships with suppliers: collaboration between buyers and suppliers
- Maximising social value and sustainability outcomes: Boost social value across communities
- Aligning to national procurement best practice: Drive compliance and governance

Who's involved?

The **Social Partnership Portal** was procured by SCAPE who remain actively present in the portal's future direction. Powered and developed by Local Supply Chain and supported by Supply Change, the portal's supplier verification service ensuring our buyers can source socially focussed suppliers.

The portal has over 20 founding members proactively supporting this new initiative including Wates who played a critical part in the procurement process.

Founder Members



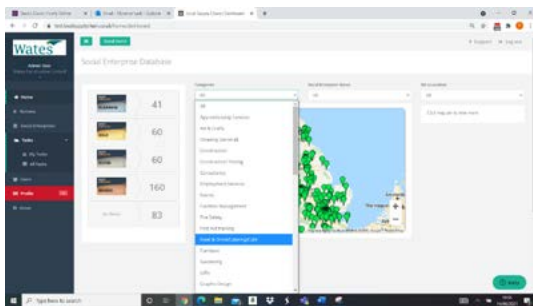
STEP 1:

Log into The Social Partnership Portal
<https://app.localsupplychain.co.uk/signin/spp>

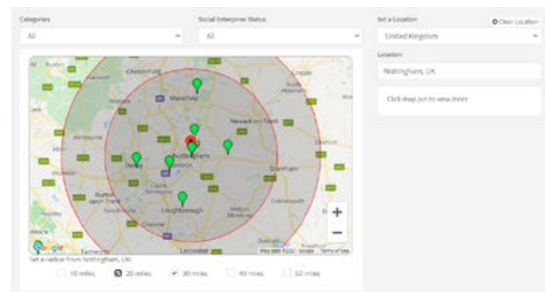


STEP 2:

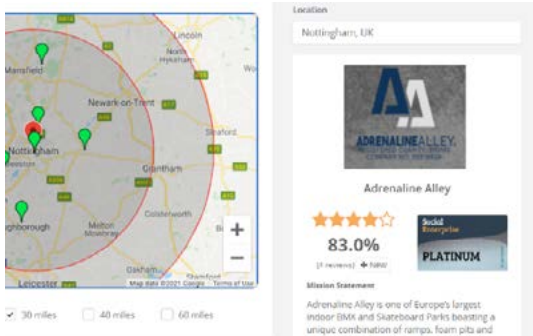
Search for a supplier using the map view:



A. Use the filters across the top to search for the category or status of your social supplier



B. Use the location search to search via street name, postcode or town



C. Click on the pins to view social supplier summary



D. Click on the stars to view historic performance reviews



E. Click 'new' to add a review of your own

Website

<http://www.adrenalinealley.co.uk/our-charity/>

F. View their website using the live link



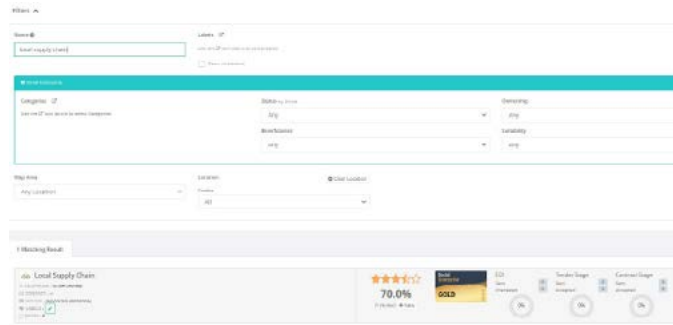
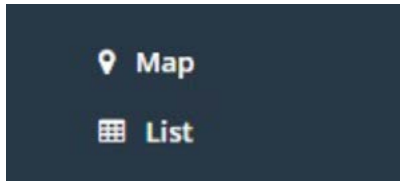
G. View their profile using the button at the bottom



H. Scroll through profile and find business information including social supplier specific data

STEP 3:

Search for a supplier using the list view:



A. Select list from the drop down options under the social supplier tab

B. Use the filters and labels to search for a specific social supplier

STEP 4:

Completing a performance review

A. Select 'new' under the performance stars and select a form from the templates

For a shared review (shared across all users of the platform including outside of your organisation) select 'shared' from the drop-down menu and select whether this is an instant review or one you'd like to set for the future and click 'create review'.

B. Click the star rating you wish to give and add as much detail about the project in the comments boxes.

C. Click 'submit' to assign the review to the social supplier

